


NEDBANK
BREDE VALLEY MUNICIPALITY
BANK RECONCILIATION AS AT 28 FEBRUARY 2022

CASH BOOK RECONCILIATION				
Balance as per Cash Book at 01/02/2022				114 142 563.21
Deposits for the February 2022				99 368 884.33
Payments for the February 2022				(126 032 574.39)
Balance as per Cash Book at 28/02/2022				<u>87 478 873.15</u>
Votes Balances and Transactions:				
40101012690 Balance B/f		114 142 563.21		
40101012690 Balance B/f		0.00		114 142 563.21
40101012691 Movements		99 368 884.33		
40101012692 Movements		(125 985 629.11)		
40101012692 WEB Payments		(46 945.28)		(26 663 690.06)
Balance as per Ledger at 28/02/2022				<u>87 478 873.15</u>
BANK RECONCILIATION				
				TOTAL
Balance as per Bank Statement at 28/02/2022				97 588 329.78
Cash on Hand	Not yet Banked			1 952 625.43
Outstanding Payments				(3 256 757.81)
Deposits not Receipted	Previous months	(992 380.25)		
	February 2022	(9 044 634.06)	(10 037 014.31)	(10 037 014.31)
Deposits receipted in Duplicate				16 886.80
Other Items				1 049 240.90
Cash Surpluses / Shortages	Iro Payments Received			1 000.00
Adjustments to be Made for Feb 2022	Bank Charges	(164 562.36)	(164 562.36)	164 562.36
Balance as per Cash Book at 28/02/2022				<u>87 478 873.15</u>

RECONCILIATION OF BANK STATEMENTS AS AT 28 FEBRUARY 2022

	TOTAL
Balance as per Bank Statement at 01/02/2022	121 638 298.42
Payments for February 2022	(122 864 875.67)
Deposits for February 2022	99 358 350.33
Other Adjustments / Transactions	(13 217.39)
Other Adjustments / Transactions now cleared	(2 420.00)
Direct Deposits from previous months Receipted	(9 379 301.25)
Direct Deposits not Receipted	9 044 634.06
Cash on Hand - 01/02/2022	1 759 486.71
Cash on Hand - 28/02/2022	(1 952 625.43)
Balance as per Bank Statements at 28/02/2022	<u>97 588 329.78</u>


RT ONTONG
 Chief Financial Officer

4 March 2022

BANK RECONCILIATION REPORT				2021/2022		ANNEXURE A	
Month	Payments	Receipts	Ledger Balance	Outstanding Payments	Outstanding Deposits	Deposits not Received	Bank Balance
	OPENING BALANCE	01/07/2021	89 334 610.93				91 481 688.52
Jul-21	(106 229 734.99)	163 978 227.64	147 083 103.58	7 471 496.41	(6 353 929.11)	11 079 540.08	159 280 210.96
Aug-21	(151 656 879.94)	136 623 560.54	132 049 784.18	3 724 020.64	(4 288 132.98)	9 806 161.72	141 291 833.56
Sep-21	(141 282 153.44)	123 691 408.21	114 459 038.95	2 839 992.29	(3 842 166.26)	8 322 174.82	121 779 039.80
Oct-21	(114 265 630.05)	137 458 875.29	137 652 284.19	7 017 032.89	(3 360 060.05)	6 687 650.78	147 996 907.81
Nov-21	(153 529 221.87)	102 356 487.78	86 479 550.10	6 969.90	(3 560 059.55)	17 328 208.51	100 254 668.96
Dec-21	(109 546 366.39)	138 369 494.74	115 302 678.45	0.00	(2 522 522.27)	25 991 767.53	138 771 923.71
Jan-22	(108 850 983.24)	107 690 868.00	114 142 563.21	93 739.68	(2 969 685.97)	10 371 681.50	121 638 298.42
Feb-22	(126 032 574.39)	99 368 884.33	87 478 873.15	3 256 757.81	(3 184 315.49)	10 037 014.31	97 588 329.78
Mar-22			87 478 873.15		(87 478 873.15)		
Apr-22			87 478 873.15		(87 478 873.15)		
May-22			87 478 873.15		(87 478 873.15)		
Jun-22			87 478 873.15		(87 478 873.15)		

BANK RECONCILIATION REPORT					2021/2022		ANNEXURE A	
Month	Payments	Receipts	Ledger Balance	Outstanding Payments	Outstanding Deposits	Deposits not Receipted	Bank Balance	
	OPENING BALANCE	01/07/2021	89 334 610.93				91 481 688.52	
Jul-21	(106 229 734.99)	163 978 227.64	147 083 103.58	7 471 496.41	(6 353 929.11)	11 079 540.08	159 280 210.96	
Aug-21	(151 656 879.94)	136 623 560.54	132 049 784.18	3 724 020.64	(4 288 132.98)	9 806 161.72	141 291 833.56	
Sep-21	(141 282 153.44)	123 691 408.21	114 459 038.95	2 839 992.29	(3 842 166.26)	8 322 174.82	121 779 039.80	
Oct-21	(114 265 630.05)	137 458 875.29	137 652 284.19	7 017 032.89	(3 360 060.05)	6 687 650.78	147 996 907.81	
Nov-21	(153 529 221.87)	102 356 487.78	86 479 550.10	6 969.90	(3 560 059.55)	17 328 208.51	100 254 668.96	
Dec-21	(109 546 366.39)	138 369 494.74	115 302 678.45	0.00	(2 522 522.27)	25 991 767.53	138 771 923.71	
Jan-22	(108 850 983.24)	107 690 868.00	114 142 563.21	93 739.68	(2 969 685.97)	10 371 681.50	121 638 298.42	
Feb-22	(126 032 574.39)	99 368 884.33	87 478 873.15	3 256 757.81	(3 184 315.49)	10 037 014.31	97 588 329.78	
Mar-22			87 478 873.15		(87 478 873.15)			
Apr-22			87 478 873.15		(87 478 873.15)			
May-22			87 478 873.15		(87 478 873.15)			
Jun-22			87 478 873.15		(87 478 873.15)			



BREED VALLEY

MUNICIPALITY • MUNISIPALITEIT • UMASIPALA

bvm@bvm.gov.za



023 348 2600



30 Baring Street, Worcester, Western Cape
6849, South Africa, Private Bag X3046

www.bvm.gov.za

In your reply, please quote: **Bank Balances**
Reference: **NEDBANK/RC-02/03/2022**
Enquiries: **René Cahill**

CONFIRMATION OF BANK BALANCES

Herewith confirmation of Bank Balances for Breed Valley Municipality:

Name of Bank: **Nedbank**
Name of Branch: **Worcester**
Branch Code: **198765**
Account Number: **1160755019**
B/Forward Bank Balance: **R121 638 298.42 - 1 February 2022**
Closing Bank Balance: **R 97 588 329.78 - 28 February 2022**

Yours faithfully


RT ONTONG
Chief Financial Officer

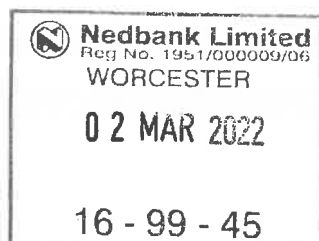




Bank charges for the period 31 January 2022 to 1 February 2022

Narrative Description		Item cost (R)	VAT (R)	Total (R)
Other charges		0.00	0.00	0.00
Total Charges				0.00

Tran list no	Date	Description	Fees (R)	Debits (R)	Credits (R)	Balance (R)
	01/02/2022	Opening balance				121,638,298.42
005671	01/02/2022	ACB DEBIT ORDERS 01/02/2022			1,468,095.11	123,106,393.53
	01/02/2022	ONTEC			432,537.00	123,538,930.53
	01/02/2022	EASYPAY EASYP 3384000539			329,856.31	123,868,786.84
	01/02/2022	NEDLNK DP 73103118 822			102,404.30	123,971,191.14
	01/02/2022	NEDLNK DP 72378651 822			58,035.42	124,029,226.56
	01/02/2022	NEDLNK DP 72380675 733			48,010.60	124,077,237.16
	01/02/2022	NEDLNK DP 00201038 169			37,282.00	124,114,519.16
	01/02/2022	NEDLNK DP 73121025 755			36,124.50	124,150,643.66
	01/02/2022	NEDLNK DP 72379141 792			31,127.80	124,181,771.46
	01/02/2022	NEDLNK DP 72377097 717			8,078.00	124,189,849.46
	01/02/2022	NEDLNK DP 72377098 845			7,287.90	124,197,137.36
	01/02/2022	NEDLNK DP 72377602 753			6,875.18	124,204,012.54
	01/02/2022	NEDLNK DP 73124099 706			3,655.00	124,207,667.54
	01/02/2022	57/93417/911/187802			2,500.00	124,210,167.54
	01/02/2022	NEDLNK DP 73118979 771			1,700.00	124,211,867.54
	01/02/2022	NEDLNK DP 73112833 192			1,100.00	124,212,967.54
	01/02/2022	NEDLNK DP 73113857 607			903.00	124,213,870.54
	01/02/2022	Notice nr 57/93204/911/187376			500.00	124,214,370.54
	01/02/2022	NEDLNK DP 73128196 341			220.00	124,214,590.54
	01/02/2022	SAPWAT 0001025966-			51,648.80	124,266,239.34
005672	01/02/2022	BASS52 NAT: WATE001155100			16,833.33	124,283,072.67
	01/02/2022	ABSA BANK CW61384			12,260.00	124,295,332.67
	01/02/2022	CW31072			7,150.75	124,302,483.42
	01/02/2022	ABSA BANK 62/04415/914/009806			2,500.00	124,304,983.42
	01/02/2022	HB KIRSTEN MEDIES VOORGES			2,085.50	124,307,068.92
	01/02/2022	INVESTCPBCW64820			804.00	124,307,872.92
	01/02/2022	INVESTCPBCW64854			804.00	124,308,676.92
	01/02/2022	61/38303/900/077567			750.00	124,309,426.92
	01/02/2022	INVESTCPBCW73571			648.00	124,310,074.92
	01/02/2022	62/01271/914/003518			500.00	124,310,574.92
	01/02/2022	CV096970014NCash Point 45 B			86,390.00	124,396,964.92
	01/02/2022	CV CASH R86,390.00			0.00	124,396,964.92
	01/02/2022	CV097220012CTraffic Worches			43,740.00	124,440,704.92
	01/02/2022	CV CASH R43,740.00			0.00	124,440,704.92
	01/02/2022	Breede Valley MuniCV580615DKEG			39,140.00	124,479,844.92
	01/02/2022	CV CASH R39,140.00			0.00	124,479,844.92
	01/02/2022	Breede Valley MuniCV579955DL4M			22,890.00	124,502,734.92
	01/02/2022	CV CASH R22,890.00			0.00	124,502,734.92
	01/02/2022	Breede Valley MuniCV579975DL44			22,280.00	124,525,014.92
	01/02/2022	CV CASH R22,280.00			0.00	124,525,014.92
005673	01/02/2022	CV579935DKHJBreede Valley Muni			6,250.00	124,531,264.92
	01/02/2022	CV CASH R6,250.00			0.00	124,531,264.92
	01/02/2022	Breede Valley MuniCV580605DKZR			5,800.00	124,537,064.92
	01/02/2022	CV CASH R5,800.00			0.00	124,537,064.92
		Balance carried forward				



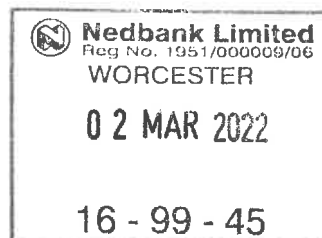
see money differently

NEDBANK

We subscribe to the Code of Banking Practice of The Banking Association South Africa and, for unresolved disputes, support resolution through the Ombudsman for Banking Service. Authorised financial services and registered credit provider (NCRCP16).
Nedbank Ltd Reg No 1951/000009/06.



Tran list no	Date	Description	Fees (R)	Debits (R)	Credits (R)	Balance (R)
Balance brought forward						
005781	28/02/2022	TRANSFER FROM 1160755701			10,361.21	94,343,996.87
	28/02/2022	TRANSFER FROM 1160755124			3,303,725.39	97,647,722.26
	28/02/2022	TRANSFER TO 1160755760		59,392.48		97,588,329.78
Closing balance						97,588,329.78



see money differently

NEDBANK

We subscribe to the Code of Banking Practice of The Banking Association South Africa and, for unresolved disputes, support resolution through the Ombudsman for Banking Service. Authorised financial services and registered credit provider (NCRCP16).
Nedbank Ltd Reg No 1951/000009/06.
Page 4 of 4